



Sahuaro

2023-2024 Student Survey
Fall 2023



Summary

Topic Description	Results	Comparison
Academic preparation	93%	91% Washington Elementary School District
School Climate Perceptions of the overall social and learning climate of the school.	79%	77% Washington Elementary School District
School Safety Perceptions of student physical and psychological safety at school.	71%	70% Washington Elementary School District
School operations	69%	75% Washington Elementary School District
Self-Management How well students manage their emotions, thoughts, and behaviors in different situations.	67%	70% Washington Elementary School District
Social Awareness How well students consider the perspectives of others and empathize with them.	79%	79% Washington Elementary School District
Student Engagement	60%	59% Washington Elementary School District
Supportive Relationships How supported students feel through their relationships with friends, family, and adults at school.	90%	85% Washington Elementary School District

341 responses



Academic preparation

Your average

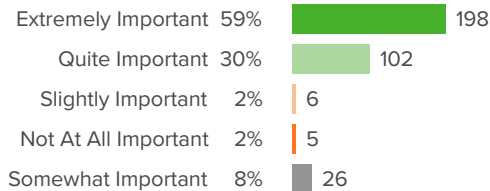
93%

341 responses

District average: **91%** Washington Elementary School District

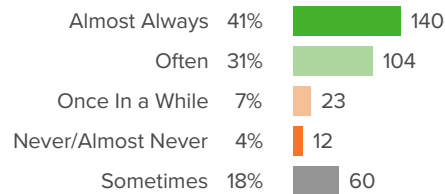
How did people respond?

Q.1: How important is it to you to do well in your classes?



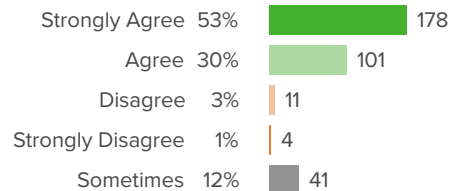
Favorable: **96%**

Q.2: My teachers tell me that I can do well in school.



Favorable: **87%**

Q.3: My classes are preparing me to do well in the next grade.



Favorable: **95%**



School Climate

Your average

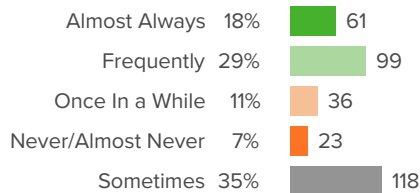
79%

341 responses

District average: **77%** Washington Elementary School District

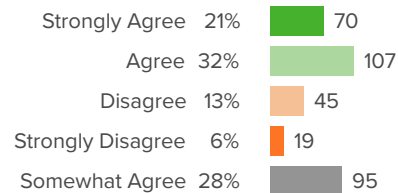
How did people respond?

Q.1: How often do people treat each other with respect at your school?



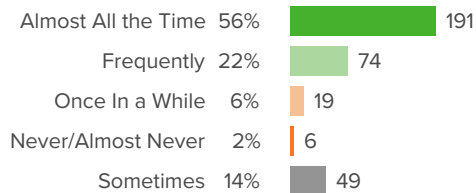
Favorable: **73%**

Q.2: The behavior of other students does not affect my learning at my school.



Favorable: **73%**

Q.3: At your school, adults treat students with respect.



Favorable: **91%**



School Safety

Your average

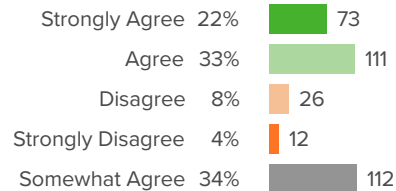
71%

341 responses

District average: **70%** Washington Elementary School District

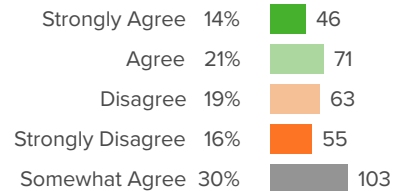
How did people respond?

Q.1: Students in my school can disagree with each other without using physical contact.



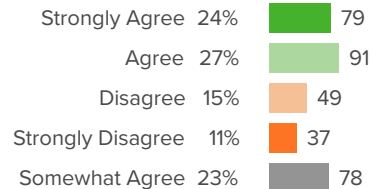
Favorable: **83%**

Q.2: Students in my school do not bully other students.



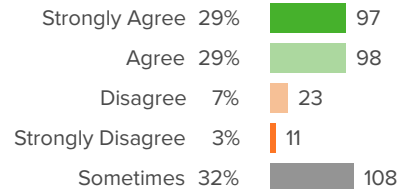
Favorable: **50%**

Q.3: I do not worry about my physical safety while at school.



Favorable: **66%**

Q.4: If a student is bullied in school, they know how to get help.



Favorable: **85%**



School operations

Your average

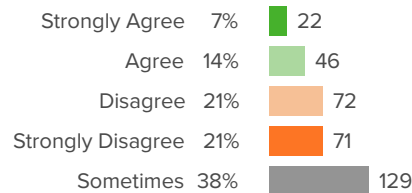
69%

341 responses

District average: **75%** Washington Elementary School District

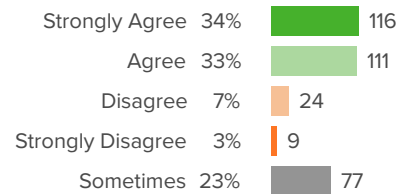
How did people respond?

Q.1: The restrooms in my school are clean and safe for me to use.



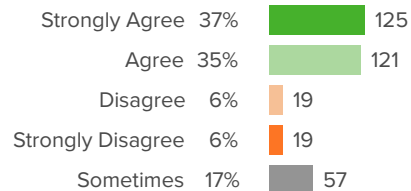
Favorable: **32%**

Q.2: I am proud of how my school looks.



Favorable: **87%**

Q.3: My school cafeteria is a clean and safe place for me to eat.



Favorable: **87%**



Self-Management

Your average

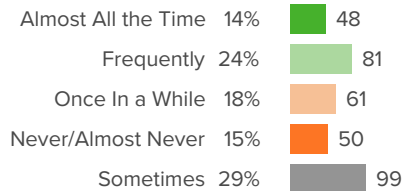
67%

341 responses

District average: **70%** Washington Elementary School District

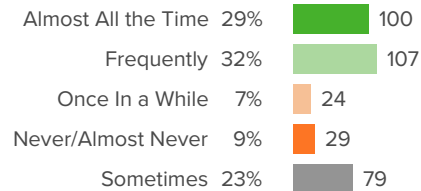
How did people respond?

Q.1: How often do you remain calm, even when someone is bothering you or saying bad things?



Favorable: **54%**

Q.2: How often do you allow others to speak without interruption?



Favorable: **80%**



Social Awareness

Your average

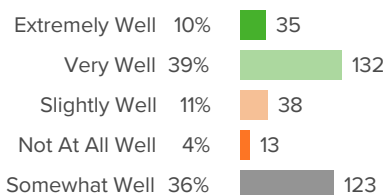
79%

341 responses

District average: **79%** Washington Elementary School District

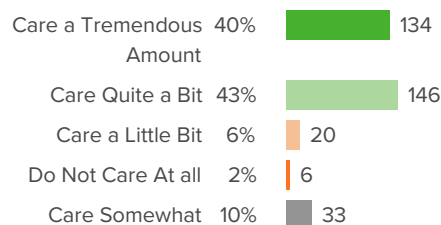
How did people respond?

Q.1: How well do you understand other people's thoughts and ideas?



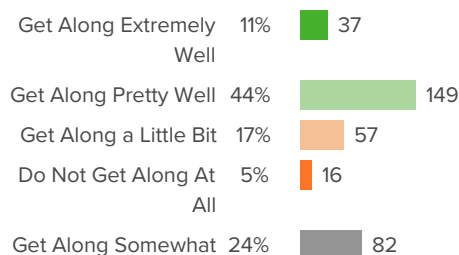
Favorable: **77%**

Q.2: How much do you care about other people's feelings?



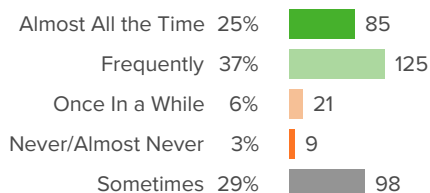
Favorable: **92%**

Q.3: How well do you get along with students you don't know?



Favorable: **72%**

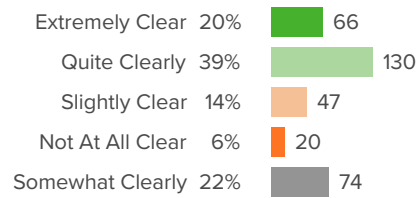
Q.4: How often do you support other students?



Favorable: **88%**

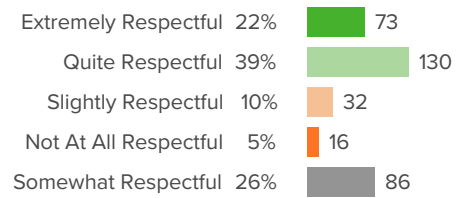


Q.5: How clearly are you able to name and understand your feelings?



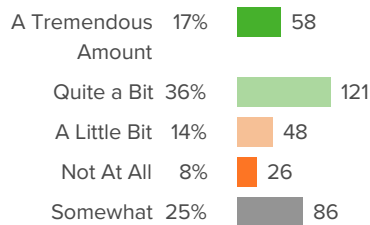
Favorable: **75%**

Q.6: When others disagree with you, how respectful are you of their views?



Favorable: **81%**

Q.7: To what extent are you able to stand up for yourself without judging others?



Favorable: **71%**



Student Engagement

Your average

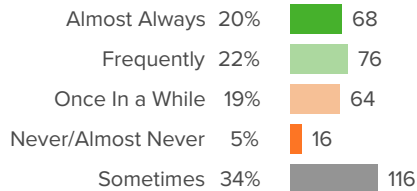
60%

341 responses

District average: **59%** Washington Elementary School District

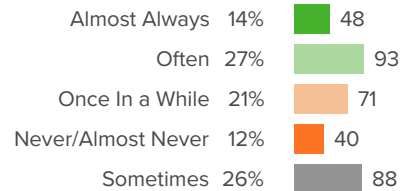
How did people respond?

Q.1: How often do you get so focused on activities in your classes that you lose track of time?



Favorable: **64%**

Q.2: When you are not in school, how often do you talk about ideas from your classes?



Favorable: **56%**



Supportive Relationships

Your average

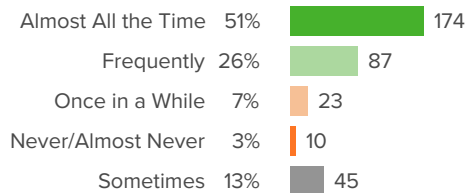
90%

341 responses

District average: **85%** Washington Elementary School District

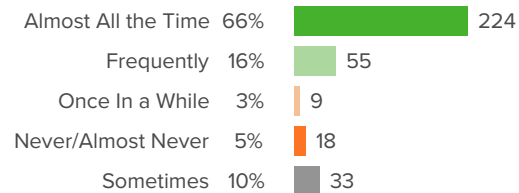
How did people respond?

Q.1: I believe I have a teacher or other adult from school who supports me.



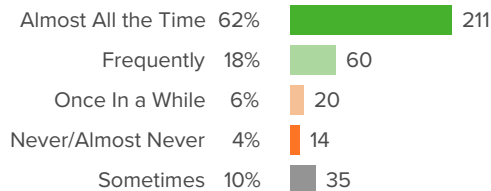
Favorable: **89%**

Q.2: I believe I have a family member or other adult outside of school who supports me.



Favorable: **91%**

Q.3: I believe I have a friend from school who supports me.



Favorable: **89%**